


PRODUCT DATASHEET

THERMICULITE® 866



Thermiculite® 866 cut gasket samples

Thermiculite 866® is a high temperature sealing material designed for solid oxide fuel cell applications. It is based upon the mineral vermiculite and contains no organic binder or any other organic component.

Thermiculite®
innovative. versatile. complete.

This Data Sheet refers to the material as supplied. The information contained herein is given in good faith, but no liability will be accepted by the Company in relation to same.

We reserve the right to change the details given on this Data Sheet as additional information is acquired. Customers requiring the latest version of this Data Sheet should contact our Applications Engineering Department.

The information given and, in particular, any parameters, should be used for guidance purposes only. The Company does not give any warranty that the product will be suitable for the use intended by the customer.

Thermiculite® 866 is giving excellent sealing service in SOFC applications and is being used by many SOFC development groups around the world.

Vermiculite is a natural sheet silicate mineral formed by hydro-thermal modification of biotite and phlogopite mica, it retains all the thermal and chemical durability of mica and remains electrically insulating. Like mica, vermiculite occurs as plate morphology particles, "books", consisting of thousands of individual platelets, each nanometres thick, positioned one on top of the next. These particles can be opened up, "exfoliated", like the pages of a book to reveal the individual platelets.

The traditional method of exfoliation is thermal and in this thermally exfoliated form vermiculite is well known as a thermal insulation, a packaging material and in many other applications. Another method of exfoliation is chemical exfoliation. This produces a dispersion of individual platelets which are separated from each other. These platelets are highly flexible and conform to the surfaces of other particles to bind them together.

This binding action allows a sheet material to be manufactured without any organic binding agents being present, thus Thermiculite® 866 consists just of the chemically exfoliated vermiculite and a second filler material. The second filler material is a very familiar mineral, talc, also known as steatite or soapstone. Like mica and vermiculite, steatite is also a naturally occurring, high temperature stable, sheet silicate mineral but it is characterized in that it is very soft.

The combination of the chemically exfoliated vermiculite with steatite results in a material that retains all the chemical and thermal durability usually associated with mica but which is very soft and conformable. The manufacturing method used to produce the Thermiculite® 866 results in the vermiculite and steatite platelets being aligned parallel to each other and parallel to the plane of the foil.

The softness of the material and the platelet alignment result in a material which compresses under very low load to produce a compacted material that offers a very tortuous, passage-stopping, path to any gas trying to permeate through it in the plane of the sheet or perpendicular to that plane. This means that the material has superb sealing characteristics combined with peerless thermal stability. This makes it admirable for SOFC sealing applications.

A gasket must first create a seal and must then maintain that seal for the required lifetime. Thermiculite® 866 is excellent in both of these respects.

It is soft and highly conformable and therefore creation of both macro and micro sealing is readily achieved. Also, maintaining the seal is not a problem as it contains no organic components that would result in relaxation or creep and, in a connection stressed by bolts, lead to loss of surface load on the gasket.

Until Thermiculite® 866 has been raised to 570°C or more for the first time it has poor water resistance so care should be taken to ensure that in areas where condensed water is likely to be present that no part of the gasket that is not compressed protrudes into the area where that water is likely to be present.

PRODUCT DATASHEET

Approvals / Compliance:

BAM for Oxygen approved.

Availability:

Thermiculite® 866 is available as either cut gaskets or in sheet form. Thermiculite® 866 is made at a width of 450mm and can be supplied in lengths of up to 1000mm. A popular sheet size is 450mm x 350mm.

Thermiculite® 866 is supplied at a density of 1.9gm / cm³ and thicknesses on 0.3, 0.5, 0.7 and 1.0mm are routinely stocked with intermediate thicknesses being available on special request.

Thermiculite® 866 can be easily cut into complex shape gaskets by the traditional gasket cutting techniques but laser and water jet cutting methods should not be used. As a service to customers a gasket cutting service at no extra charge is available. For confidential gasket shapes a non-disclosure agreement will be signed to ensure the confidentiality of the shape information supplied.

Typical Physical Properties:

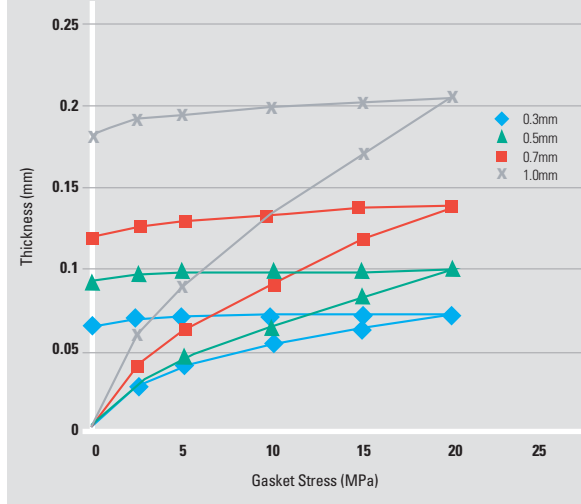
Figure 1 shows the compression characteristics of Thermiculite® 866 of the standard thicknesses.

Figure 2 demonstrates the creep resistance of Thermiculite® 866 at ambient and elevated temperature. The temperature of 450°C being a test equipment limitation, not a material limitation.

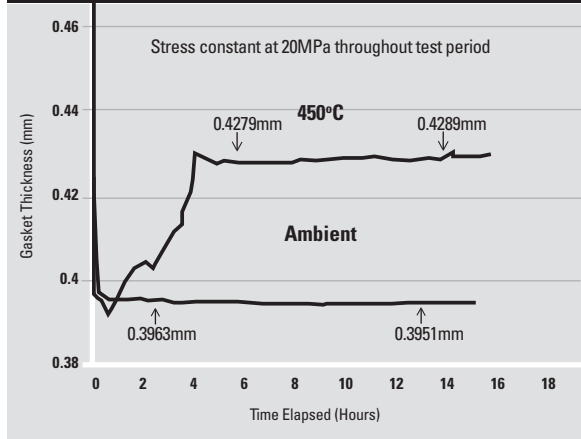
Figure 3 compares the sealing performance of Thermiculite® 866 and mica and clearly demonstrates, even at ambient temperature, the superiority of Thermiculite® 866. At an elevated temperature the difference would be greater.

Continued

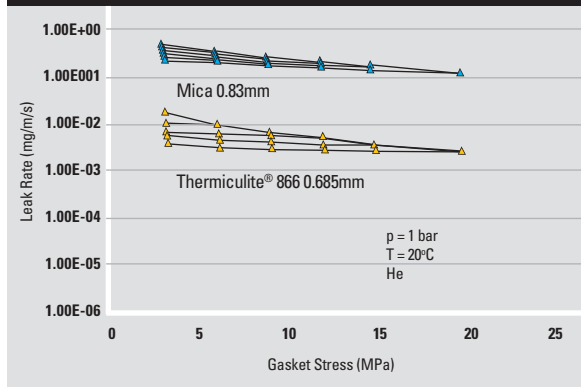
1 COMPRESSION & RECOVERY OF TH866 VS STRESS



2 CREEP CHARACTERISTICS OF THERMICULITE® 866, 0.47mm



3 COMPARISON OF SEALING OF THERMICULITE® 866 & MICA



PRODUCT DATASHEET

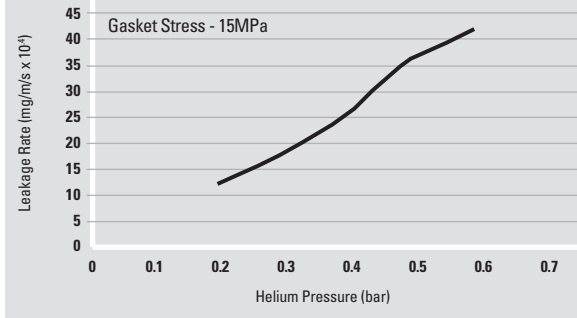
Typical Physical Properties:

Figure 4 shows how the sealing of Thermiculite® 866 improves as the pressure to be sealed reduces.

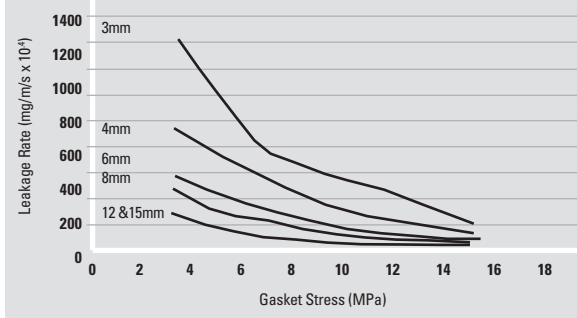
Figures 5 and 6 show further how the sealing of Thermiculite® 866 is influenced by the gas pressure to be sealed and on the landwidth of the gasket, the land width is half the difference between the compressed external and internal dimensions of the gasket.

Figure 7 shows the robustness of the sealing of Thermiculite® 866 against thermal cycling. In this figure the sealing after the five thermal cycles, shown as dashed lines, remains as expected from the data obtained before the thermal cycles.

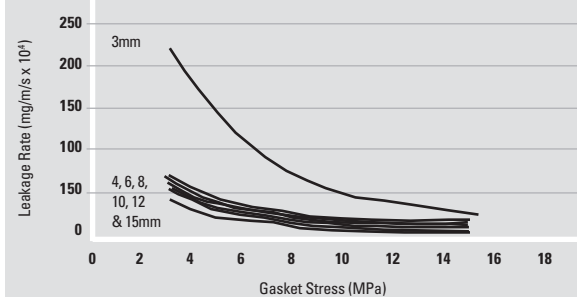
4 THE INFLUENCE OF THE INTERNAL PRESSURE ON THE LEAKAGE RATE OF THERMICULITE® 866



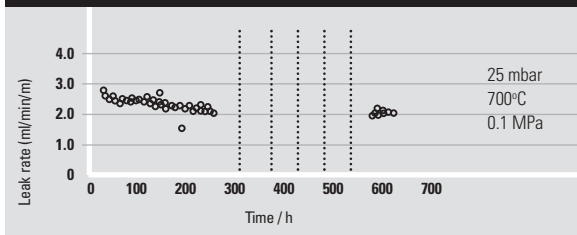
5 THE EFFECT OF LAND-WIDTH ON THE LEAKAGE RATE HELIUM PRESSURE = 1 BAR



6 THE EFFECT OF LAND-WIDTH ON THE LEAKAGE RATE HELIUM PRESSURE = 0.3 BAR



7 THE ROBUSTNESS AGAINST THERMAL CYCLING AND SEALING PERFORMANCE OF THERMICULITE® 866



PRODUCT DATASHEET

Electrical insulating resistance of Thermiculite® 866 determined by IE 167 (BS 2782: Part 2: 1992):

	Megohms	
	As Received	After 50°C for 24 hours
0.5mm	0.33	7.5
0.7mm	0.50	7.5

The specific heat capacity of Thermiculite® 866:

	J / g / K
0.5mm	0.949
0.7mm	0.950

The thermal conductivity of Thermiculite® 866 determined by ISO 8301 (DIN 52612 & ASTM C518):

	W / m / K
0.7mm	0.19

Best Sealing Practice:

To obtain the best performance from a sealing material the following considerations apply just as much to an SOFC as to an industrial pipeline gasket:

- Minimize the gasket area as far as possible taking into consideration the minimum landwidth requirement for gasket handling and sealing
- Maximize the compressive load available
- Use studs of the appropriate metal and stress to a high percentage of yield
- Minimize load loss by making the studs as compliant as possible by using the minimum stud diameter suitable and by using extension collars or constant load washers such as Belleville washers
- Tighten the studs in a cross pattern manner
- Tighten the studs using either controlled torque or hydraulic tensioners
- With torque tensioning use a reliable lubricant having a known friction factor
- Unless the gasket is compensating for connection defects, always use the minimum practical thickness
- The surfaces to be sealed should preferably have ground rather than a turned finish but they should certainly be free from transverse machining marks or scratches. An appropriate surface finish is N6, Ra 0.8µm, CLA 32µ" / Rz 3.20µm, 126µ" or better.

When correctly selected and used an appropriate gasket is able to provide a seal, whilst allowing the cost of the SOFC stack to be reduced via the use of less bolt load, less rigid stack components and reduced tolerances for the components to be sealed.

Health & Safety

This product is believed to present no health and safety hazard during gasket cutting, in use or on removal after service. In normal use it is unlikely that the product will give rise to significant levels of exposure to the constituent materials.

Flexitallic Thermiculite® 866 comprises only chemically exfoliated vermiculite and steatite.

Under harsh mechanical treatment (e.g. high speed stamping operations or abrasion) the constituents may give rise to irritant dust which, in extreme cases of exposure, could lead to more serious respiratory problems. Occupational exposure to such dusts should therefore be minimised and kept below relevant national exposure limits. Good standards of hygiene should be applied during gasket cutting operations and off-cuts should be disposed of by transfer to a site appropriately licensed to accept industrial materials of this nature.

Sample material for evaluation

Sample material or sample cut gaskets for evaluation can be obtained without charge from:

For Europe and Asia

John Hoyes
www.flexitallicsofc.com
Email: jhoyes@flexitallic.eu
Phone: + 44 7767 341985

For the Americas and China

Stephen Bond
www.flexitallic.com
Email: sbond@flexitallic.com
Phone: +1 281 604 2477